



Minerva Worksurfaces

Innovative Style

 **KOMPACT**

Minerva Worksurfaces

Innovative Design Flexibility

Kompact Minerva Solid Worksurfaces are produced to a full solid 25mm thickness with colour throughout

Kompact Minerva Worksurfaces are a new kitchen worksurface designed to deliver a luxurious appearance, that is cool to touch and will provide a durable performance. The manufacturing quality is so durable that we guarantee it from manufacturing effects for ten years.

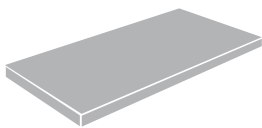
Whether you dream of seamless curves, or a Two-toned breakfast bar or a contemporary linear sink module, Kompact Minerva will meet all of your design needs, without the added cost of specialist installation teams to make you dream come true.



Two-toned breakfast bar



Seamless Curves



FACTORY FINISHED EDGES READY FOR FITTING

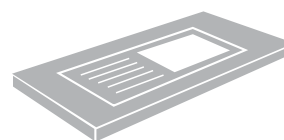
All **minerva** worksurfaces are supplied ready for installation with smooth factory finished edges.

No need, therefore, for time consuming and messy preparation work.



INDISCERNIBLE, SEAMLESS, SOLID JOINTS

Whether you are using the services of a professional installer or doing the job yourself, **minerva** is designed to deliver the best possible aesthetic results.



PRE-FABRICATED FEATURES

Undermounted bowls teamed with designer drainer grooves, flush-mount sinks, breakfast bars, splashbacks and upstands, these are just some of the added attractions of choosing **minerva** for your kitchen.



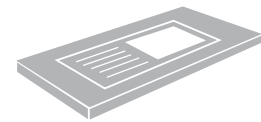
FASTER LEAD TIMES, FASTER INSTALLATION

Manufactured to order and delivered in seven to ten days, **minerva** cuts the wait and cost usually associated with choosing solid worksurfaces, saving you time and money.





Pre- Fabricated Service



Save valuable time and effort with our fabrication service.

Choose a stainless steel undermount or flush-mounted acrylic sink from the Kompact Athena range, which means there's no time wasted on site.


All working surfaces and edges are factory finished, which will allow for a quick and easy installation.







Factory Finished Surfaces and Edges It's all done for you



We cut and edge our worksurface edges and tops for you, so they are delivered ready to fit. This will save time spent on site making sure that edges are square and presentable.





Seamless Solid Joints Built to last



Our stunning worktops are esteemed for their jointing strength.

Once finished the joints are imperceptible.

There are not complicated procedures to achieve the seamless look.






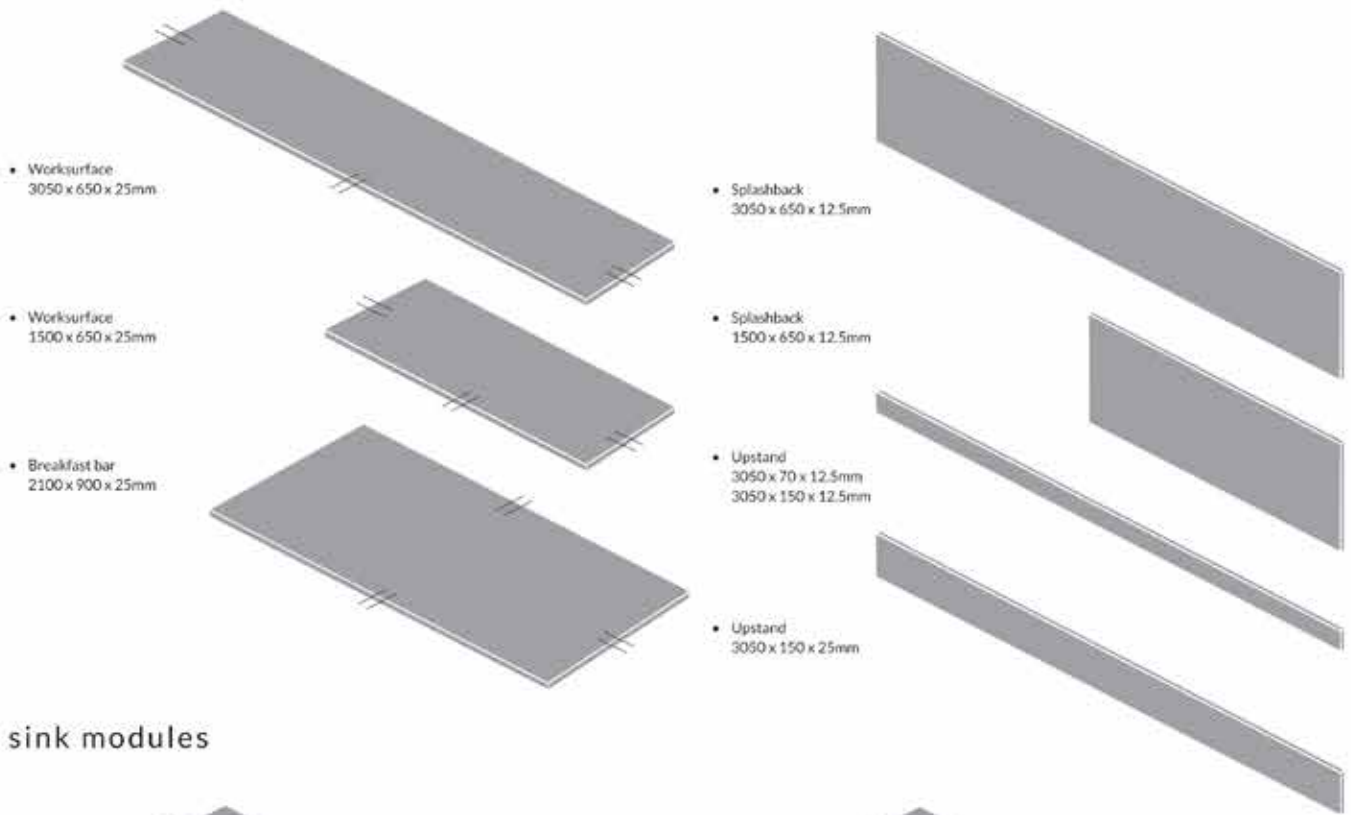
Faster Lead Times Its quick and Simple

With Kompact Athena Worksurfaces there is NO waiting for complicated templates to be produced, which can cause delays.

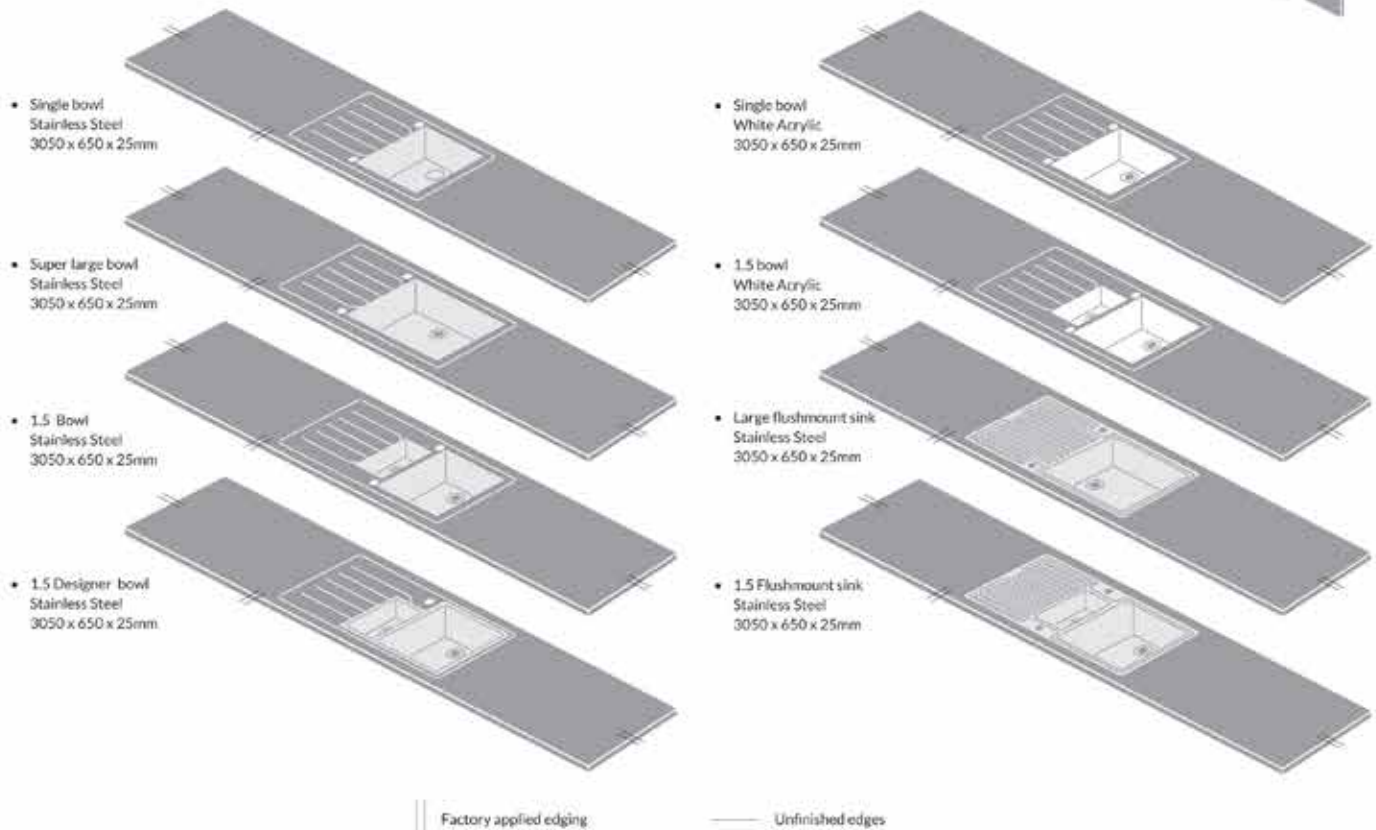
All Kompact Athena worksurfaces are factory finished and delivered ready for installation.



All the information you need



sink modules




- Stainless steel bowls supplied separately for easy on site fixing
- Acrylic bowls are factory fitted



A Palette of Possibilities

We offer seven stunning worksurface finishes that present an array of design options for you and your kitchen.

Whether you decide on the elegance of Black Granite, the coolness of Carrara White, or any of the other superior finishes in the Kompact Athena range.







Innovative Style

Minerva Worksurfaces By Kompact

Kompact UK

Units 109-110, Howden Avenue

Newhouse Industrial Estate

Newhouse

ML1 5RX

T : 01698 831010

F : 01698 831188

www.kompactuk.co.uk

E : info@kompactuk.co.uk